


# Lower link arms and hooks

LH Lift manufactures lower link arms made of steel to withstand high loads. Our telescopic lower link arms are designed for optimal ease of use and reliability.

Common features of all our lower links:

- Always secure locking mechanism
- Possibility to lock the arms in the float position
- Spring-loaded lock that makes it easier to open the lock and ensures locking

## Lower link arm with hook and straight ball end



## Lower link arm with hook and ball end with angle



## Lower link arm with ball ends




## Telescopic lower link arm with ball ends



## Lower link arm with hook and replaceable ball end with angle

The tractor end of the lower link arm is also available with LH Lift's patented ball seat machined directly into the lower link frame, which makes it extremely durable.



**LH Lift**

Faster. Smarter. Done.

# Lower link arm part options




## Ball ends

External diameter  
75 mm  
85 mm  
102 mm  
108 mm  
120 mm

## Lower link frame

Category	Thickness	Height
Cat 1	16 mm	65 mm
Cat 2	25 mm	80-95 mm
Cat 3	30-35 mm	100 mm
Cat 4	35-50 mm	100-120 mm



## Ball ends with angle

External diameter  
75 mm  
85 mm  
100 mm



## Ball ends with replaceable ball

External diameter  
100 mm  
108 mm

# Quick coupling hooks

LH Lift's quick coupling hooks feature a patented design that protects the hook from damage and dirt.

Common features of all of our quick coupling hooks:

- Protected against dirt
- Secure locking mechanism ensuring long-term usability
- The user always knows when coupling is secure

Categories: Cat 1, Cat 2, Cat 3 and Cat 4

